















Technical Information

System 4



Blend-in Repair System, Basecoat 45-

Properties: This blending process of baslac 45 allows you to make a professional repair for the whole color range

<p>Pre-treatment of the adjacent panel</p>	 <p>70-45 1 X</p>	 <p>Foam pad the Door with P1000 – P2000</p>	 <p>70-45 1 X</p>		
<p>45- basecoat: Refinishing of the panel to be painted</p>	 <p>100 : 70 45- : 45-R45</p>	 <p>1.4 mm 2.0 bar</p>	 <p>1 coat on panel</p>	 <p>flash off until mat</p>	
<p>Apply first coat up to about 5cm before the transition of adjacent panel</p>					
<p>Blending coat 45-W10</p>	 <p>100 : 70 45-W10 : 45-R45</p>	 <p>1.4 mm 2.0 bar</p>	 <p>1 coat</p>	 <p>No flash off</p>	
<p>Apply a full wet coat 45-W10 on the door as marked by staying away 5 cm of the back wing and front wing</p>					

The data contained in this publication are based on our current knowledge and experience. In view of the many factors that may affect processing and application of our products, these data do not relieve processors from carrying out their own investigations and tests; neither do these data imply any guarantee of certain properties, nor the suitability of the products for a specific purpose. Any descriptions, drawings, photographs, data, proportions, weights etc. given herein are for general information purpose only; they may change without prior information and do not constitute the agreed contractual quality of the products (product specification). It is the responsibility of the recipient of our products to ensure that any proprietary rights and existing laws and legislation are observed.


BASF Coatings GmbH, Automotive Refinish Coatings Solutions, Europe, Glasuritstraße 1, 48165 Münster, Germany, 07/2017

Technical Information

System 4




**45- basecoat:
Refinishing of the
panel to be
painted**


100 : 70
45- : 45-R45


1.4 mm
2.0 bar



One wet coat on
wing


No flash
off




Apply second coat up to about 5cm before the transition of adjacent panel.


**45- basecoat:
Refinishing of the
panel to be painted**


100 : 70
45- : 45-R45


1.4 mm
1.5 bar



2
fading out on both
panels


Flash off




Reduce pressure and Blend in the door.


**45- basecoat:
Application of the
coat to match the
effect to the
transition area and
the adjacent panel**


100 : 70
45- : 45-R45


1.4 mm
1.5 bar


½ coat
Over repaired area


Flash off



Apply mist coat over repaired area.

Repair is now ready for baslac 40- clear coat

Safety instructions:

**The products are suitable for professional use only.
It cannot be ruled out that this product contains particles < 0.1 µm.**

The data contained in this publication are based on our current knowledge and experience. In view of the many factors that may affect processing and application of our products, these data do not relieve processors from carrying out their own investigations and tests; neither do these data imply any guarantee of certain properties, nor the suitability of the products for a specific purpose. Any descriptions, drawings, photographs, data, proportions, weights etc. given herein are for general information purpose only; they may change without prior information and do not constitute the agreed contractual quality of the products (product specification). It is the responsibility of the recipient of our products to ensure that any proprietary rights and existing laws and legislation are observed.

BASF Coatings GmbH, Automotive Refinish Coatings Solutions, Europe, Glasuritstraße 1, 48165 Münster, Germany, 07/2017